



REHAU WINDOW AND DOOR SYSTEMS

PERFECT DESIGN AND SUPERIOR PERFORMANCE

UNLIMITED POLYMER SOLUTIONS


LIVE BETTER WITH REHAU QUALITY AND INNOVATION

REHAU TODAY • REHAU was founded in Germany in 1948. Today, our proficiency in developing innovative solutions has made us a global leader in polymer processing technologies, providing a wide range of products and services to the Construction, Automotive and Industrial sectors. Through continuing research and development, REHAU consistently delivers cost-effective products designed with the environment in mind. Stringent quality control and safety guidelines ensure that our products comply with the highest international standards. We take pride in our expertise and versatility to remain at the forefront of technology. As an independent and privately owned company, REHAU focuses on building long-lasting partnerships and alliances with our customers.

REHAU EVERYWHERE • With over 120 branches, 44 plants and 15 training academies across 53 countries, REHAU is one of the world's leading polymer solutions providers. REHAU products are found in a wide range of applications. From sound-absorbing roller shutter systems and energy efficient PVC windows to automotive bumper systems, REHAU is a part of our day-to-day lives.



From top, left to right: intelligent heating and cooling systems • contemporary roller shutter storage solutions • energy-efficient window solutions • quality edgeband for the furniture industry • gasket seals and profiles for domestic appliances • robust hot and cold water plumbing systems • sophisticated automobile bumpers • the latest trends in synthetic weaving materials • high-pressure hoses for various industrial applications • acoustic domestic drainage systems • advanced pipe aerator solutions.



REHAU WINDOW AND DOOR SYSTEM

INNOVATIVE AND VERSATILE



WHY REHAU WINDOW SYSTEMS?

REHAU is the **leading uPVC manufacturer of window profiles**. Its unique solutions comprise specially engineered designs that combine form with function better than anything you've ever seen. So every REHAU system is **as stylish as it is ingenious**, and **as attractive as it is durable**. For both practical and aesthetic reasons, REHAU ensures you of windows that work beautifully, taking care of a major factor in the success of any building project.

QUALITY AND SERVICE

REHAU were one of the first companies to produce and sell **uPVC window systems** in the world and today REHAU is one of the largest extruder **high-end window and door systems**. All of our systems are designed and engineered in Germany - bringing together the best in German design technology with quality fittings & accessories.

Our products are unrivalled in quality, technological innovation and exceptional design - bringing you all the benefits of modern uPVC doors and windows, including **low maintenance, enhanced security, energy efficiency and lower costs**.

At REHAU, our **uPVC doors and windows systems** are only supplied through a network of selected independent fabricators and installers, ensuring that you get the services of an experts local company backed by the resources of a global organisation.

Together, we have created an unbeatable team - consistently delivering the best uPVC windows and doors available today.

QUALITY AND CERTIFICATION

REHAU Window Systems meet international quality and regulatory standards, and are accredited by both international and national regulation bodies.



WORLDWIDE PROJECT REFERENCES



Hotel Four Seasons, Mexico



Alye Parusa, Russia



Hamburg Harbour City, Germany



Begowaja Residential Building, Russia



Museum Plagiarius Solingen, Germany



Technology Park, Germany

SOUTH EAST ASIA PROJECT REFERENCES



The Cliff Resorts and Residences, Vietnam



Carina Plaza, Vietnam



Grand Hotel, Vietnam



Lu Gia Plaza, Vietnam



U-Silk City Condo & Commercial Mall, Vietnam



Hotel Aston, Indonesia



Amaris Hotel, Indonesia



1@CIK Ditiro, Indonesia



Villa Nakarin, Thailand

DESIGN FLEXIBILITY

ADVANCED RANGE OF WINDOWS AND DOORS

As a world leader in polymer solutions, REHAU creates uPVC extrusions for windows and doors that set new standards for premium performance and distinctive design. From aesthetics to function and durability, REHAU products benefit from quality materials and the most advanced technology.



Unrivalled benefits + easy installation made for satisfied customers

REHAU's extensive range meets the requirements of renovation and new construction applications in residential and commercial buildings. With **nearly 60 years of expertise** in product research and development, REHAU is renowned for the most innovative, well engineered designs.

REHAU offers an advanced range of window styles that can be mixed and matched for new buildings and replacement applications. Whether it is a folding door or a French door, a tilt and turn or an arched window you are looking for: with REHAU window systems the possibilities are virtually unlimited.

Residential Doors



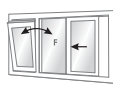
Single Door



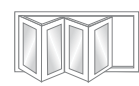
French Door



Single / Fixed Combination



Tilt-and-Slide



Bi-Fold Doors

Sliding Doors



Double Slider



4 Panel

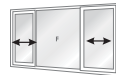
Sliding Windows



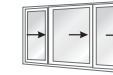
Single Slider



Double Slider



3-Panel

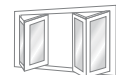


3-Track

Inward Opening Windows



Tilt-and-Turn

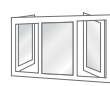


Folding-Sliding



Inward Span with Top Arch Window

Outward Opening Windows



Side-Hung



Top-Hung



Side-Hung / Top Hung Combination

COLOUR AND FINISHES

FOR WINDOWS AND DOORS



With a wide range of colours and multiple configurations to choose from, our windows visually enhance both the interiors and the facade of any home. The high-quality compound used to create the renowned REHAU smooth gloss finish ensures that the windows retain their pristine appearance indefinitely.

OUTSTANDING COLOURFASTNESS AND GLOSS STABILITY

The foil used on REHAU window systems is specially formulated to meet even the most intense UV radiation in the Asia Pacific region, ensuring years of colourfastness.

NO DELAMINATION AND BUBBLING

REHAU processing eliminates delamination through use of a quality control process and premium adhesive materials. REHAU's foiled profiles do not chip, warp or rot!







CHEMICAL RESISTANCE & EASY CLEAN

REHAU quality foils clean easily with most commercially available detergents and non-abrasive cleaning agents. Thanks to its very low surface tension, low-static REHAU's laminated window systems are dirt repellent. This eliminates any potential loss of surface colour or shine during cleaning.



COLOUR CHART

FROM UNI COLOURS TO WOOD DECORS

COLOUR BODY PROFILES	FOILED OPTIONS	DETAILS
<div style="display: flex; align-items: center;"> <div style="border: 1px solid black; padding: 5px; writing-mode: vertical-rl; transform: rotate(180deg); margin-right: 10px;">W H I T E</div>  </div>		<p>GOLDEN OAK</p> <p>STANDARD, FACE A ONLY</p>
		<p>CEYLON</p> <p>STANDARD, FACE A ONLY</p>
		<p>ANTHRACITE GREY</p> <p>NON-STANDARD, FACE A ONLY</p>

COLOUR BODY PROFILES	CO-EXTRUSION OPTIONS	DETAILS
<div style="display: flex; align-items: center;"> <div style="border: 1px solid black; padding: 5px; writing-mode: vertical-rl; transform: rotate(180deg); margin-right: 10px;">W H I T E</div>  </div>		<p>BROWN</p> <p>NON-STANDARD, FACE A ONLY</p>
		<p>GREEN</p> <p>NON-STANDARD, FACE A ONLY</p>
		<p>GREY</p> <p>NON-STANDARD, FACE A ONLY</p>

*Notes:

1. Colours shown are for illustration purpose only. Actual colours may slightly vary.
2. Non-Standard colours requires 2 months lead time.

COLOUR BODY PROFILES

C
A
R
A
M
E
L



FOILED OPTIONS



DETAILS

GOLDEN OAK


STANDARD,
FACE A + B

COLOUR BODY PROFILES

B
R
O
W
N




FOILED OPTIONS



DETAILS

DARK OAK

STANDARD,
FACE A + B



MAHOGANY

NON-STANDARD,
FACE A + B




RUSTIC OAK

NON-STANDARD,
FACE A + B


COLOUR BODY PROFILES

O
Y
S
T
E
R

W
H
I
T
E



UNFOILED



DETAILS

OYSTER WHITE

HIGH WEATHER
FORMULATION ONLY

REHAU UNSURPASSING QUALITY

LOOKING GOOD AGAINST ALL ODDS

The high quality compound used to create the renowned REHAU smooth gloss finish ensures that the windows stay white and retain their pristine appearance indefinitely. Of course our profiles are UV – stabilized and are able to withstand severe climatic conditions. REHAU windows are durable and will keep their looks for many years.



Quality materials ensure longevity of form and function

Windows are our first line of defence against the elements, and should thus be hardy enough to encounter all kinds of weather conditions or forced entry. At the same time, a well-appointed home is ill-served by windows that look old and unattractive. REHAU ensures that your windows stay the course and maintain their appearance, come what may.

The basis for REHAU's profile quality is the use of quality compound, RAU-PVC. The recipe is the culmination of over 60 years of research and trials. Tough and impact resistant, it is ideally suited to external use.



Each REHAU Window System is specially formulated to suit the global spectrum of climates and regions.

Ideal for any structure from high rise to coastal houses

These days, more people live in high-rise apartments that overlook vehicular traffic with all its noise and air pollution. This makes housekeeping even more of a chore. REHAU Window Systems have been thoughtfully designed to keep out what doesn't belong in a clean and restful environment.

Certain climatic conditions take a toll on buildings. Coastal houses, for instance should be able to withstand high wind loads and the corrosive effects of sea water.

NO ROTTING / NON CORROSIVE

Unlike other materials, REHAU uPVC profiles are rust-proof, do not oxidize and resistant to atmospheric pollution, including a range of acids and alkalis. This also means they will never rot in the manner of wooden frames over time.

SELF-EXTINGUISH

REHAU uPVC is classified as a high-impact resistant material. It is notably difficult to ignite and will self-extinguish when the source of heat is removed.

FUSS-FREE MAINTENANCE


With the sealing in the REHAU Window Systems stops dust from drifting in from the outside, which drastically reduces the time you'll need to spending cleaning your home.

No special maintenance regime beyond the use of appropriate standard household cleaners is required. All in all, a REHAU Window System is virtually guaranteed to help you save plenty of time and money over the long duration of its use.

EFFECTIVE SOUND INSULATION

INGENIOUS DESIGN KEEPING NOISE LOW

Brush seals and multi-chamber feature of the REHAU window profiles filter exterior sounds.




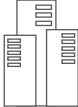

Tailor-made noise protection system so nothing can disturb your peaceful world

REHAU Prestige Design is a window system perfectly designed to reduce sound transmission. The dual compression gaskets assure the tightness of the windows and doors.

EXCEEDING RECOGNISED STANDARDS

Combined with suitable glazing, REHAU windows can insulate interiors from sounds of up to 40 dB. This easily exceeds the recommended sound-proofing level of 30dB for sleeping in a residential area.

Sound Insulation
up to 40 dB

Sound Insulation Table		
Location And Noise Pollution Level	Recommended Max. Noise Level	Recommended Soundproofing Level of Window
Residential Area about 60 dB 	Sleeping 25 - 30 dB	30 dB
	Housing 30 - 35 dB	27 dB
	Working 35 - 50 dB	14 dB
Town Centre about 70 dB 	Sleeping 25 - 30 dB	43 dB
	Housing 30 - 35 dB	37 dB
	Working 35 - 50 dB	35 dB
Industrial about 75dB 	Sleeping 25 - 30 dB	47 dB
	Housing 30 - 35 dB	43 dB
	Working 35 - 50 dB	30 dB

(dB) decibel is a logarithmic unit of measurement that expresses the magnitude of a physical quantity (usually power or intensity) relative to a specified or implied reference level.

HIGH WIND LOAD PERFORMANCE

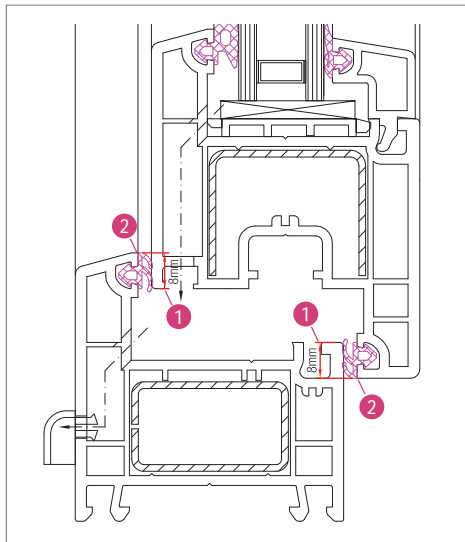
COMPLETE WIND AND WATER-TIGHTNESS



REHAU windows are built to withstand the gustiest wind conditions ensuring safety and security indoors.

Shields you even from typhoons ensuring safety and security indoors

The wind load capacities of REHAU Window Systems have been verified at a range of 3500 - 6300 Pa (tested in accordance with GB/T7106-2002 and at estimated windspeeds of 270 - 380 km/h) equivalent to Beaufort Scale 12 typhoon!



- 1 8mm overlap of frame and sash
- 2 Dual compression gasket

RAIN BARRIER

REHAU windows incorporate an 8mm overlap between frame and sash, as well as dual compression gaskets, to prevent both dust infiltration and water leakage.

With proven water tightness of at least 2 litres/min/m² @ 700 Pa (tested in accordance with GB/T7108-2002). So your home stays absolutely dry however heavily it might be raining outside.

DUAL COMPRESSION SEAL

High effective dual compression gaskets designed to provide excellent water tightness and sound insulation.

Withstands up to 6300Pa or Beaufort Scale 12 typhoon

ENGINEERED SECURITY

SAFETY MEASURES FIRMLY IN PLACE

Your home is your haven, which is why REHAU windows serve as an effective barrier against the intrusion of unwelcome strangers.



Engineered with security for your family and your property in mind

EUROGROOVE

Our profiles accommodate most of the shootbolts and security hinges currently available in the market. With the Eurogroove design in our sash profiles, all multi point locking hardware can be installed in windows and doors to further deter burglars.

INTERNAL GLAZED SYSTEM

REHAU windows are internally glazed. This means the glazing beads that hold the glass in place are on the inside. Therefore, the glass cannot be removed from the outside by any would-be intruders.

This does help to facilitate safe and easy glaze and future "glazing upgrade"

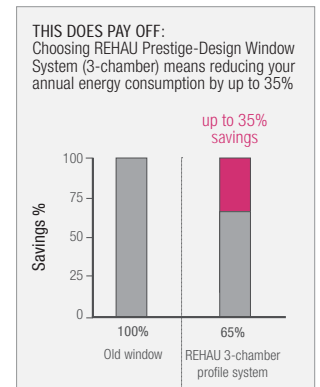


ENERGY EFFICIENCY

HOLISTIC SOLUTION FOR BUILDING INDUSTRY



REHAU windows prevent the heat outside from entering inside your home or building, thereby reducing your reliance on cooling devices such as air conditioning.



Reducing energy loss with energy efficient window and door systems

A considerable percentage of cooling energy is lost due to thermal transfer. State-of-the-art window and curtain wall systems plus clever design from REHAU make it possible to keep the heat outside the building and thus save resources as well as significantly reduce CO² emissions and operating costs.

While frames made of aluminium or any other metal tend to scorch, REHAU uPVC is such a poor conductor of heat that you can lean on it comfortably and enjoy the views even on the hottest of days.

Enhanced Insulation: Louvre shutters as well as roller shutters mean additional insulation and prevent your rooms from unnecessary heating up. The simple fact of shielding the window from sunbeams already on the outside of the building instead of closing curtains and blinds on the inside works as an effective barrier against UV-radiation. Less radiation means lesser usage of cooling devices!

Internal installation of blinds or curtains

External installation of louvre or roller shutters

Sample external installation of louvre shutters



Moscow (Russia): Residential Building in Begowaja

PRODUCT OVERVIEW

THE RIGHT PROFILE FOR EACH REQUIREMENT

Attractive range

REHAU offers an advanced range of solutions for windows, doors and additional systems to cover all requirements of modern architecture and energy efficient buildings.



GENE0, S980
High Energy Efficient Window
(Casement, Lift & Slide, Tilt & Turn)



PRESTIGE DESIGN, S921
Economical and Solid
60mm Casement System
(Tilt & Turn Slide-Fold,
Tilt-Slide, etc)



EURO-DESIGN 70, S774
Insulation and Efficiency
70mm Casement System
(Tilt & Turn Slide-Fold,
Tilt-Slide, etc)



EURO-DESIGN SLIDE, S920
Innovative Sliding Solutions



BRILLIANT-DESIGN, S785
High Performance
Lift & Slide Door



SOL-DESIGN, S747
The Special Design
Louvre Shutter System



COMFORT DESIGN PLUS, S933
Protection for your Home
Roller Shutter System



COMFORT DESIGN PLUS, S933ALU
Protection for your Home
Roller Shutter System, Aluminium Front
Mount

GENEO, S980

HIGH ENERGY EFFICIENT WINDOW



Windows made with GENEO® profiles are unique and trendsetting innovation. They satisfy with a technological advantage and performance, better than all previous window system.

GENEO® is the first full reinforced window profile system and made out of the high-tech material RAUFIPRO®. RAUFIPRO® is unique and most innovative in the window market. It provides unbeatable stability.

GENEO® is energetically the best window profile system with a construction depth of 86mm which is currently on the market available. With GENEO® profiles the most energy efficient windows can be realized in this category. The fully reinforced profile design requires no steel and this is eliminating thermal bridges, through which normally valuable energy is lost.

Overview of Technical Details:

Window Profiles REHAU GENEO, S980

Construction Depth:	86mm	
Chambers:	6 Chambers	
Thermal Insulation:	$U_f = 0.85 \text{ W/m}^2\text{K}$	(EN12412-2)
Sound Insulation:	Up to 42dB	(ENISO140-1)
Air Tightness:	Class 4	(DINEN12207)
Water Tightness:	Class 9 A / E 750	(DINEN12208)
Glazing Capacity:	22mm ~ 53mm	

PRESTIGE DESIGN, S921

60MM CASEMENT SYSTEM



Windows made out of REHAU PRESTIGE-DESIGN S921 are ideal for the requirements of all projects. The 60mm system with 3 chambers offers reliable solutions for windows, which are economical and efficient.

Two sealings protect against dust, wind and rain. The smooth surface and the design of the profiles are ideal for fuss-free maintenance.

A wide range of lamination and co-extruded surfaces fulfill the need for all kind of colours.

Overview of Technical Details:

Window Profiles REHAU Prestige Design, S921

Construction Depth :	60mm	
Chambers:	3 Chambers	
Thermal Insulation:	$U_f = 1.6 \text{ W/m}^2\text{K}$	(EN12412-2)
Sound Insulation:	Up to 40dB	(AS1191-1985)
Air Tightness:	Class 4	
Water Tightness:	Class 9 A / E 750	
Glazing Capacity:	3mm ~ 36mm	

EURO-DESIGN 70, S774

70MM CASEMENT SYSTEM



REHAU Euro-Design 70 is for developers and home owner with special request for good thermal and sound insulation the right choice. The design of the profiles is optimized for cost efficient building.

The double seal system AD and the 5 chamber design guarantee high insulation values and fulfill the requirements of low energy buildings.

A wide range of profiles covers all requirements of modern architecture for windows and doors.

Overview of Technical Details:

Window Profiles REHAU Euro-Design 70, S774

Construction Depth:	70mm
Chambers:	5 Chambers
Thermal Insulation:	$U_f = 1.3 \text{ W/m}^2\text{K}$
Sound Insulation:	Up to 45dB
Air Tightness:	Class 4
Water Tightness:	Class 9 A / E 750
Glazing Capacity:	8mm ~ 43mm

EURO-DESIGN SLIDE, S920

INNOVATIVE SLIDING SOLUTIONS



The individual profiles and components of REHAU Euro-Design Slide have been designed in order to be combinable with other REHAU window systems to achieve different varieties of window and door configurations in a variety of styles and sizes. A multichamber technique utilizes the insulating effect of air and optimizes the good heat insulation.

REHAU Euro-Design Slide has a common construction depth of 60mm that offers versatility and is ideal in meeting requirements for renovation and new construction applications in residential and commercial buildings. It has an optimized frame to sash overlap of 8 mm that ensures tight clasp improving energy saving and avoiding water and dust penetration.

Overview of Technical Details:

Window Profiles REHAU Euro-Design Slide, S920

Construction Depth:	60mm
Chambers:	2-3 Chambers
Thermal Insulation:	$U_f = 1.6 \text{ W/m}^2\text{K}$
Sound Insulation:	Up to 36dB
Air Tightness:	Class 4
Water Tightness:	Class 9 A / E 750
Glazing Capacity:	3mm ~ 24mm

BRILLIANT-DESIGN, S785

LIFT & SLIDE SYSTEMS



REHAU Brilliant-Design lift & slide door make large glazing areas, sunny rooms and a comfortable living quality. The Lift & Slide doors are very stable and open the possibilities for several design options. Even floor-to-ceiling doors with a width up to 10 meters can be realized. The design of the profile and the threshold provide a harmonious overall impression of the door.

This door gives best protection against rain and water. Even wind up to 115 km/h and heavy rain is not an issue for this system. Even during winter it stays warm and comfortable inside. This is achieved by the special construction details as the 4 chamber technique and the thermal broken threshold.

Overview of Technical Details:

Window Profiles REHAU Brilliant-Design, S785

Construction Depth:	70mm	
Chambers:	4 Chambers	
Thermal Insulation:	$U_f = 1.0 \text{ W/m}^2\text{K}$	(EN12412-2)
Sound Insulation:	Up to 42dB	(DINEN 20140)
Air Tightness:	Class 4	(DINEN 12207)
Water Tightness:	Class 9 A	(DINEN 12208)
Glazing Capacity:	8mm ~ 43mm	

SOL-DESIGN, S747

LOUVRE SHUTTER SYSTEM



REHAU Louvre Shutter offer a wide spectrum of possibilities. They can be used to make special design elements on a house. Also as sun protection and for the regulation of the climate at home they are ideal.

The louvre shutter can be fixed to the wall as a design element or can be installed as real movable shutters. Also the slats of the louvre shutter can be fixed or can be installed with a movable hardware. Then sunlight can be regulated and make a harmonic living condition.

Overview of Technical Details:

Window Profiles REHAU SOL-Design, S747

Profile system	50mm profile depth, single-chambered system
Sash-Frame overlap	10mm
Maximum Dimension w/h	900mm / 2600mm, following appropriate fabrication guidelines
Slat type	Fixed & movable slats
Visible width of standard slat	35.6mm
Visible width of universal slat	55mm
Maximum in-fill thickness	28mm

COMFORT DESIGN PLUS, S933

ROLLER SHUTTER SYSTEM



The top mounted roller shutter box can be used in combination with all kind of windows made out of wood, PVC or Aluminum. The Roller Shutter can be installed with an integrated fly screen. It can be operated with a belt or an electric motor.

REHAU also offers a front mounted solution to meet all requirements of new buildings and also renovation of existing homes. The range of roller shutter slats covers PVC and Aluminum solutions.

Overview of Technical Details:

Window Profiles REHAU Comfort Design Plus, S933

Construction	10 mm thick, hollow chambered roller Shutter Unit with snap-on Cover Profiles. Unit can be used for all common Window Systems independent from manufacturer
Height / Installation Depth of Units	195 mm / 215 mm
Maximum Dimension w/h	3.4 m/2.7 m
Mode of Driving	Belt or Motor-drive
Shutter Slats	Slats nominal thickness of 8 mm – 4 types available
Thermal Insulation	Fulfill the conditions of thermal insulation by using special thermal inserts according to DIN 4108-2 2003-07 based on the more stringent calculation base of the building regulation list 2/2005.
Thermal and Sound Insulation	Depending on whether with or without acoustic inserts, the sound insulation could be adapted to the individual requirements

COMFORT DESIGN PLUS, S933ALU

ROLLER SHUTTER SYSTEM, ALUMINIUM FRONT MOUNT



The top mounted roller shutter box can be used in combination with all kind of windows made out of wood, PVC or Aluminum. The Roller Shutter can be installed with an integrated fly screen. It can be operated with a belt or an electric motor.

REHAU also offers a front mounted solution to meet all requirements of new buildings and also renovation of existing homes. The range of roller shutter slats covers PVC and Aluminum solutions.

Overview of Technical Details:

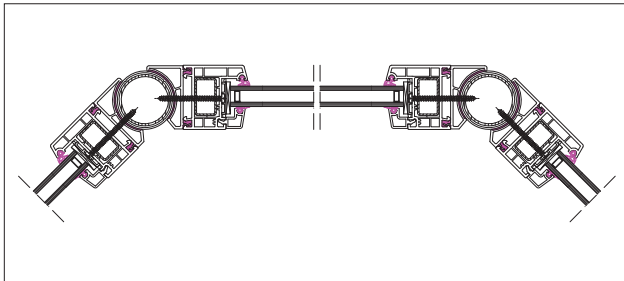
Window Profiles REHAU Comfort Design Plus, S933ALU

Construction	3 sizes of aluminium sheet casing with high quality surface finishing. Unit install separately with windows and doors.
Height / Installation Depth of Units	Series 165 : 165mm / 165mm Series 180 : 180mm / 180mm Series 205 : 205mm / 205mm
Maximum Dimension w/h	Series 165 : 2.5m / 2.8m or 3.0m / 1.8m Series 180 : 2.5m / 3.5m or 3.0m / 2.25m Series 205 : 2.5m / 4.0m or 3.0m / 3.2m
Mode of Driving	Belt or Motor-drive
Shutter Slats	Slats nominal thickness of 8 mm – 4 types available

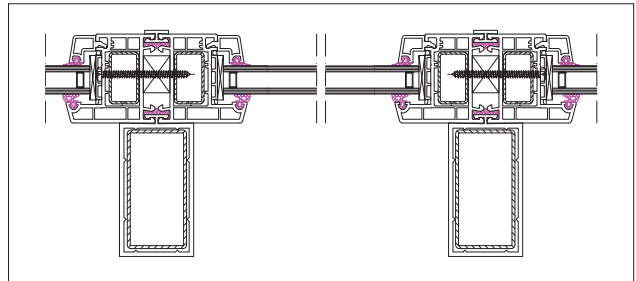
SUPPLEMENTARY PROFILES S710

REHAU is offering a wide range of supplementary profile, accessories and panels. All components fit to the existing range of Euro-Design Slide and Prestige-Design, also with colour, design and functionality.

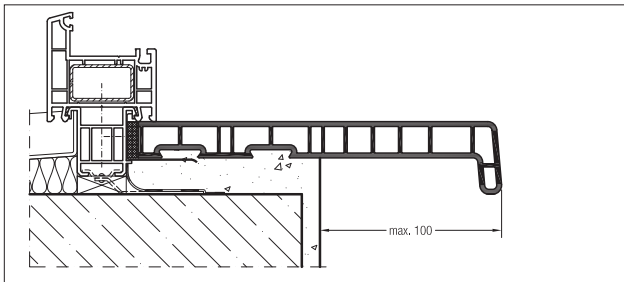
For all glazing thickness, corner connections, large size windows, door panels or window boards, REHAU has the right solution.



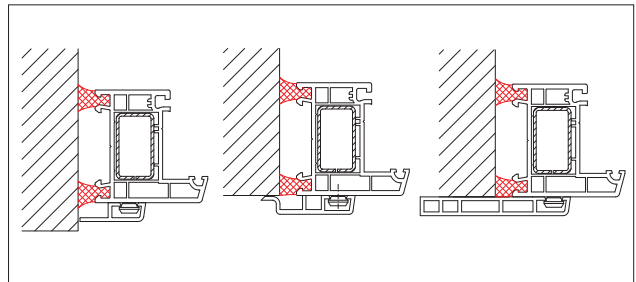
Bay-Window Solution



Reinforcement Solution



Details of Internal Sill Board



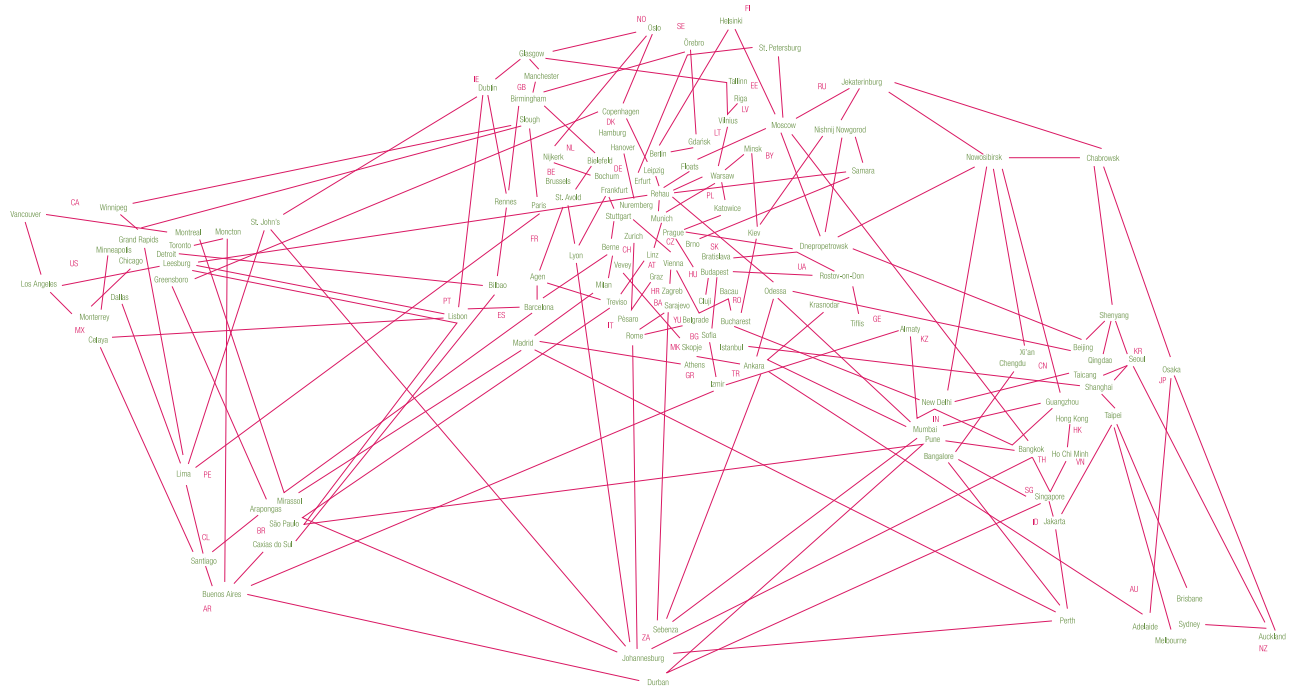
Detail usage of Various Cover Profiles

LAB TEST AND CERTIFICATES

WINDOW TECHNOLOGY FOR GREEN BUILDINGS

Test	Standard	Result	Testing Party
Appearance & Dimensions	EN12608	Meet Requirements	SKZ
Physical & Mechanical Properties	EN12608	charpy impact strength dimensions & tolerances classification Density heat reversion resistance to impact weldability	SKZ
Wind Resistance	AS2047	Passed @ 4500Pa	Schlegel Test Lab
Air Tightness	AS2047/AS4420.4	75Pa pressure with 0.6 litre/sec.m2 & 0.35 litre/sec.m2	Schlegel Test Lab
Water Tightness	AS2047/AS4420.5	Passed @ 600Pa	Schlegel Test Lab
Leakage & Strength Capacity	AS2047	Passed	Schlegel Test Lab
Sound Insulation	AS 1191-1985	achieved STC 45	Australian National Acoustic Lab





Our verbal and written advice relating to technical applications is based on experience and is to the best of our knowledge correct but is given without obligation. The use of REHAU products in conditions that are beyond our control or for applications other than those specified releases us from any obligation in regard to claims made in respect of the products.

We recommend that the suitability of any REHAU product for the intended application should be checked. Utilization and processing of our products are beyond our control and are therefore exclusively your responsibility. In the event that a liability is nevertheless considered, any compensation will be limited to the value of the goods supplied by us and used by you. Our warranty assumes consistent quality of our products in accordance with our specification and in accordance with our general conditions of sale.

This document is protected by copyright. All rights based on this are reserved. No part of this publication may be translated, reproduced or transmitted in any form or by any similar means, electronic or mechanical, photocopying, recording or otherwise, or stored in a data retrieval system.

REHAU Branches in South East Asia

SINGAPORE - Regional office for Asia/Australia

1 King George's Avenue, REHAU Building, Singapore 208557 Tel: +65 6392-6006 Fax: +65 6392-6116
Email: sales.singapore@rehau.com

INDONESIA Jakarta Tel: +62 21 4587-1030 Fax: +62 21 4587-0620 Email: sales.jakarta@rehau.com THAILAND
Bangkok Tel: +66 2739-6211 Fax: +66 2739-4755 Email: rehaubkk@rehau.com VIETNAM Ho Chi Minh City
Tel: +84 8 3823-3030 Fax: +84 8 3823-3131 Email: sales.vietnam@rehau.com